

SUMMIT

DO MORE, LEARN MORE, BE MORE...

Helping Young People Achieve Top Awards

Beavers – Step One: Youth Led Scouting



Programme, Programme, Programme...

Programmes shaped by young people mean they will be relevant and appealing to Beavers. Young people and adults working in partnership has always been at the heart of Scouting, it also gives young people skills to speak up and be heard.

Leadership

Peer leadership in Beavers is often the first chance that young people get to lead groups and offer guidance to others. Beavers who are taking the lead can help pick and lead games or activities, they can also encourage teamwork when necessary.

If you have a new young person join recently why not ask the Beaver who is taking the lead to check in with them or introduce them to the group.

Beavers taking the lead should be kind and helpful, they are essentially role models for the group.

Governance

Ensuring that the voices of Beavers is heard is vital to ensure that what we offer, is what Beavers want. Holding regular log chews or youth forums is the easiest and most effective way to ensure what Beaver meetings are offering suitable and in-line with today's world.

Young people influencing programmes takes the pressure away from leaders to ensure they are up to date.

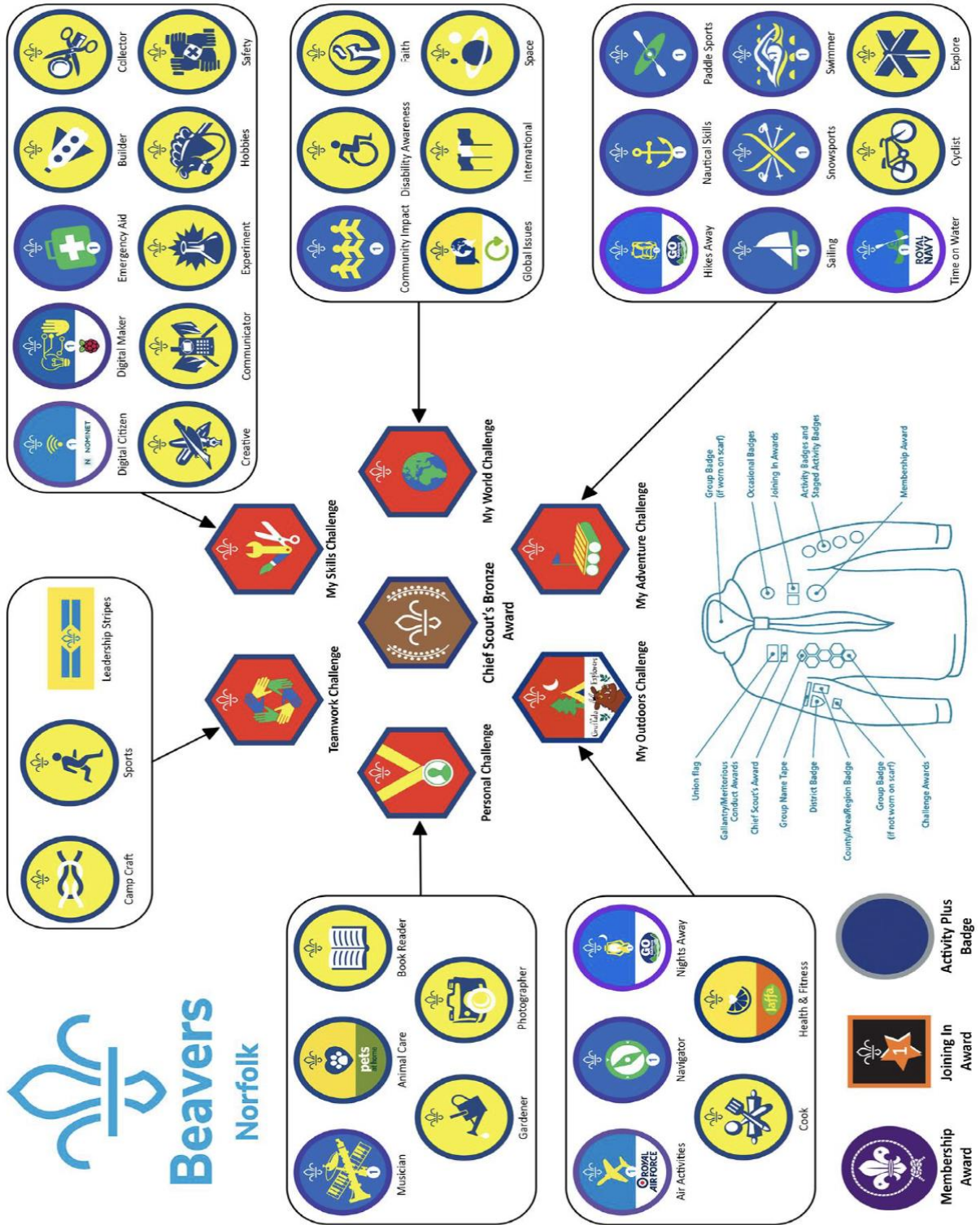


Empowering Beavers will help them to achieve the Bronze Award – The Top Award for this section.

SUMMIT

DO MORE, LEARN MORE, BE MORE...

Beavers – Step Two: Activity Badges and Challenge Awards and Links



SUMMIT

DO MORE, LEARN MORE, BE MORE...

Beavers – Step Three: The Chief Scout’s Bronze Award

To earn the Bronze Award, Beavers need to complete each of the Challenge Awards



My World Challenge Award



My Skills Challenge Award



My Outdoors Challenge Award



My Adventure Challenge Award



Teamwork Challenge Award



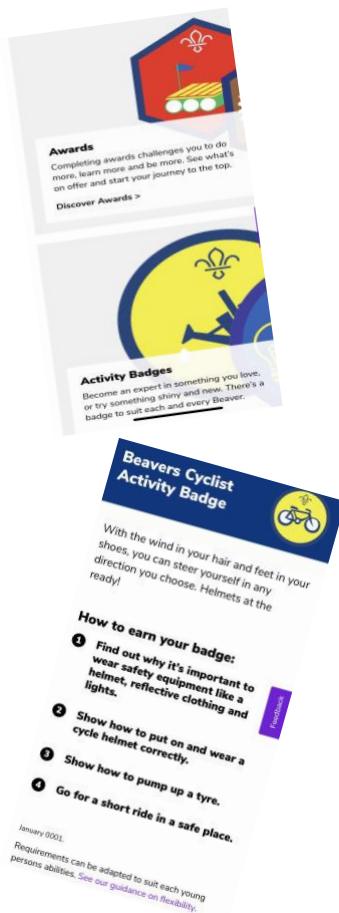
Personal Challenge Award

Plus, any Four Activity Badges (including Staged Activity Badges)

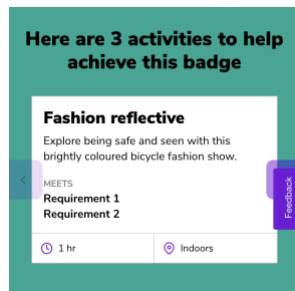
That’s the way to do it!

Programme resources are available on the Scout website to help leaders and young leaders support more Beavers to achieve the top award for their section.

Take time to browse the site to help you plan to meet the requirements for Challenge Awards and Activity Badges and by completing the six Challenge Awards, plus any four Activity Badges, the Chief Scout’s Bronze Award is earned.



1. Go to the Home Page of Scout Association website: www.scouts.org.uk
2. Click on the Beaver section logo.
3. Select either Awards or Activity Badges to open the next pages of the site and find out more.
4. Then click on the image of the award or badge that you want to check the requirements for. Choose from one of the six Challenge Awards or 38 Activity and Staged Activity Badges for Beavers.
5. When you have selected your award or badge, the requirements will be listed, and you can print the page to use as a guide at your meetings.
6. Now you have updated yourself on the options for gaining the badge or award you explore the activities that are listed to help you plan a programme around the badge of your choice.
7. At the bottom of the page there is a list of activities that that link to the Badge or Award requirements. You can print these if you like as they provide all the information needed to run the activity at your Colony meeting.



Remember: Planning a programme that enables all Beavers to achieve the Top Award is like fitting together a jigsaw puzzle, piece by piece.



SUMMIT

DO MORE, LEARN MORE, BE MORE...

Helping Young People Achieve Top Awards



Cubs – Step One: Youth Led Scouting

Programme, Programme, Programme...

Programmes shaped by young people mean they will be relevant and appealing to Beavers. Young people and adults working in partnership has always been at the heart of Scouting, it also gives young people skills to speak up and be heard.

Leadership

Peer leadership in Cubs is a great way to support young people to develop their leadership skills.

Peer leadership can give young people confidence and something to aspire to, when choosing sixers and seconders think about the qualities you are looking for:

- are they reliable?
- are they keen and willing to help others?
- do they have experience of being a Cub and set a good example to others?

Governance

Ensuring that the voices of Cubs are heard is vital to ensure that what we offer, is what Cubs want.

Holding regular pack forums or youth forums is the easiest and most effective way to ensure what Beaver meetings are offering suitable and in-line with today's world.

Young people influencing programmes takes the pressure away from leaders to ensure they are up to date.

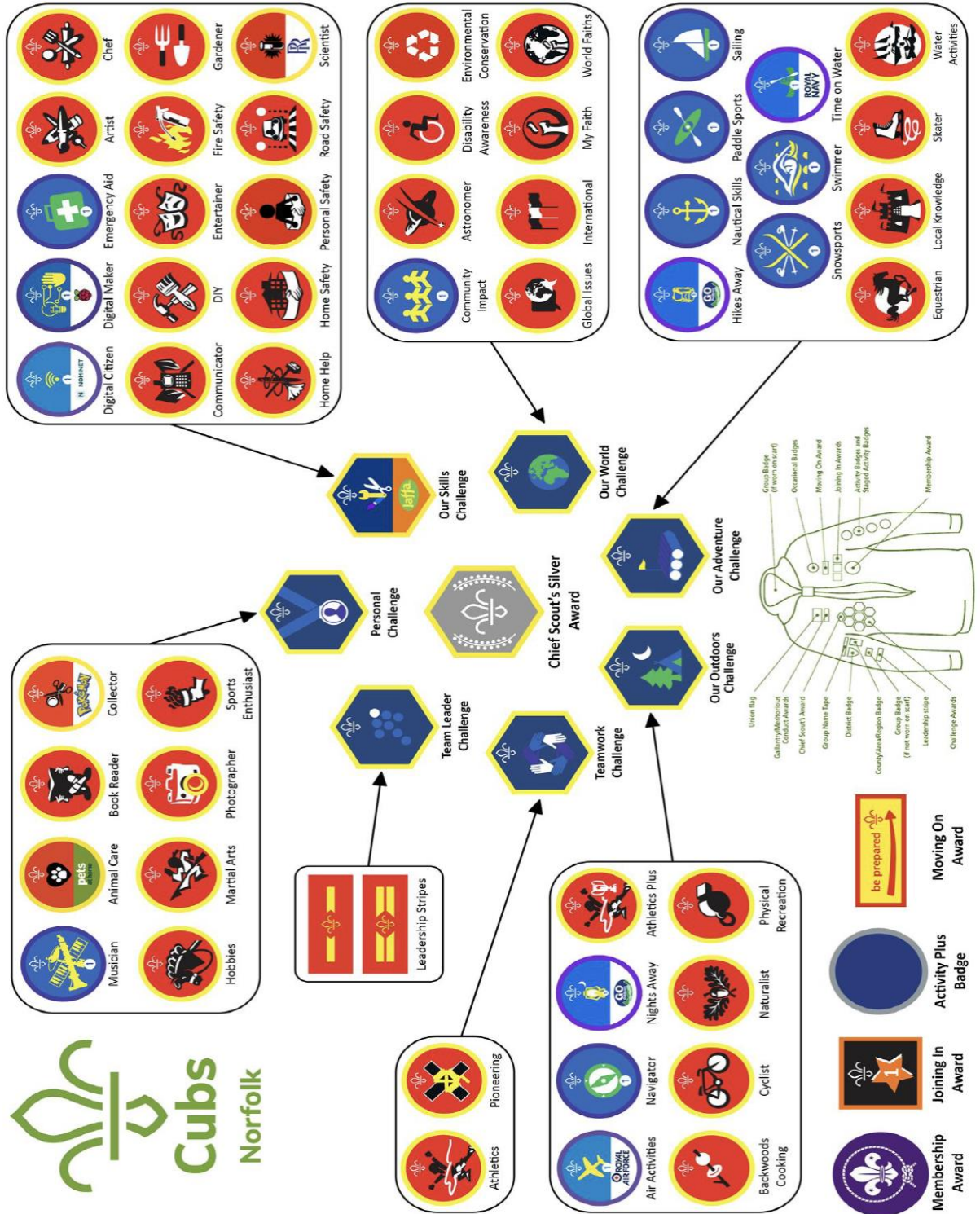


Empowering Cubs will help them to achieve the Silver Award – The Top Award for this section.

SUMMIT

DO MORE, LEARN MORE, BE MORE...

Cubs – Step Two: Activity Badges and Challenge Awards and Links



SUMMIT

DO MORE, LEARN MORE, BE MORE...

Cubs – Step Three: The Chief Scout’s Silver Award

To earn the Silver Award, Cubs need to complete each of the Challenge Awards



Our World Challenge Award



Our Skills Challenge Award



Our Outdoors Challenge Award



Our Adventure Challenge Award



Teamwork Challenge Award



Personal Challenge Award



Team Leader Challenge Award

Plus, any Six Activity Badges (including Staged Activity Badges)

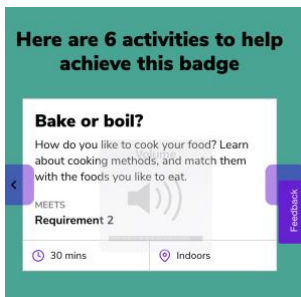
That’s the way to do it!

Programme resources are available on the Scout website to help leaders and young leaders support more Cubs to achieve the top award for their section.

Take time to browse the site to help you plan to meet the requirements for Challenge Awards and Activity Badges and by completing the seven Challenge Awards, plus any six Activity Badges, the Chief Scout’s Silver Award is earned.



1. Go to the Home Page of Scout Association website: www.scouts.org.uk
2. Click on the Cub section logo.
3. Select either Awards or Activity Badges to open the next pages of the site and find out more.
4. Then click on the image of the award or badge that you want to check the requirements for. Choose from one of the seven Challenge Awards or 53 Activity and Staged Activity Badges for Cubs.
5. When you have selected your award or badge, the requirements will be listed, and you can print the page to use as a guide at your meetings.
6. Now you have updated yourself on the options for gaining the badge or award you explore the activities that are listed to help you plan a programme around the badge of your choice.
7. At the bottom of the page there is a list of activities that that link to the Badge or Award requirements. You can print these if you like as they provide all the information needed to run the activity at your Pack meeting.



Remember: Planning a programme that enables all Cubs to achieve the Top Award is like fitting together a jigsaw puzzle, piece by piece.



SUMMIT

DO MORE, LEARN MORE, BE MORE...

Helping Young People Achieve Top Awards

Scouts – Step One: Youth Led Scouting



Programme, Programme, Programme...

Programmes shaped by young people mean they will be relevant and appealing to Scouts. Young people and adults working in partnership has always been at the heart of Scouting, it also gives young people skills to speak up and be heard.

Leadership

Peer leadership in Scouts is a great way to help to develop confidence and leadership skills which will become more useful as they make their way through Scouts. A Patrol Leader or Assistant should not necessarily be the oldest Scout, but Instead the one who can lead a team, who is good at sharing and is kind. Patrol leaders should:

Help with planning, take the lead during ceremonies, be a role model, run activities and welcome new Scouts and at all times learn by doing.

Governance

Ensuring that the voices of Scouts are heard is vital to ensure that what we offer, is what Scouts want. Holding regular PL forums or youth forums is the easiest and most effective way to ensure what Scout meetings are offering suitable and in-line with today's world.

Young people influencing programmes takes the pressure away from leaders to ensure they are up to date.

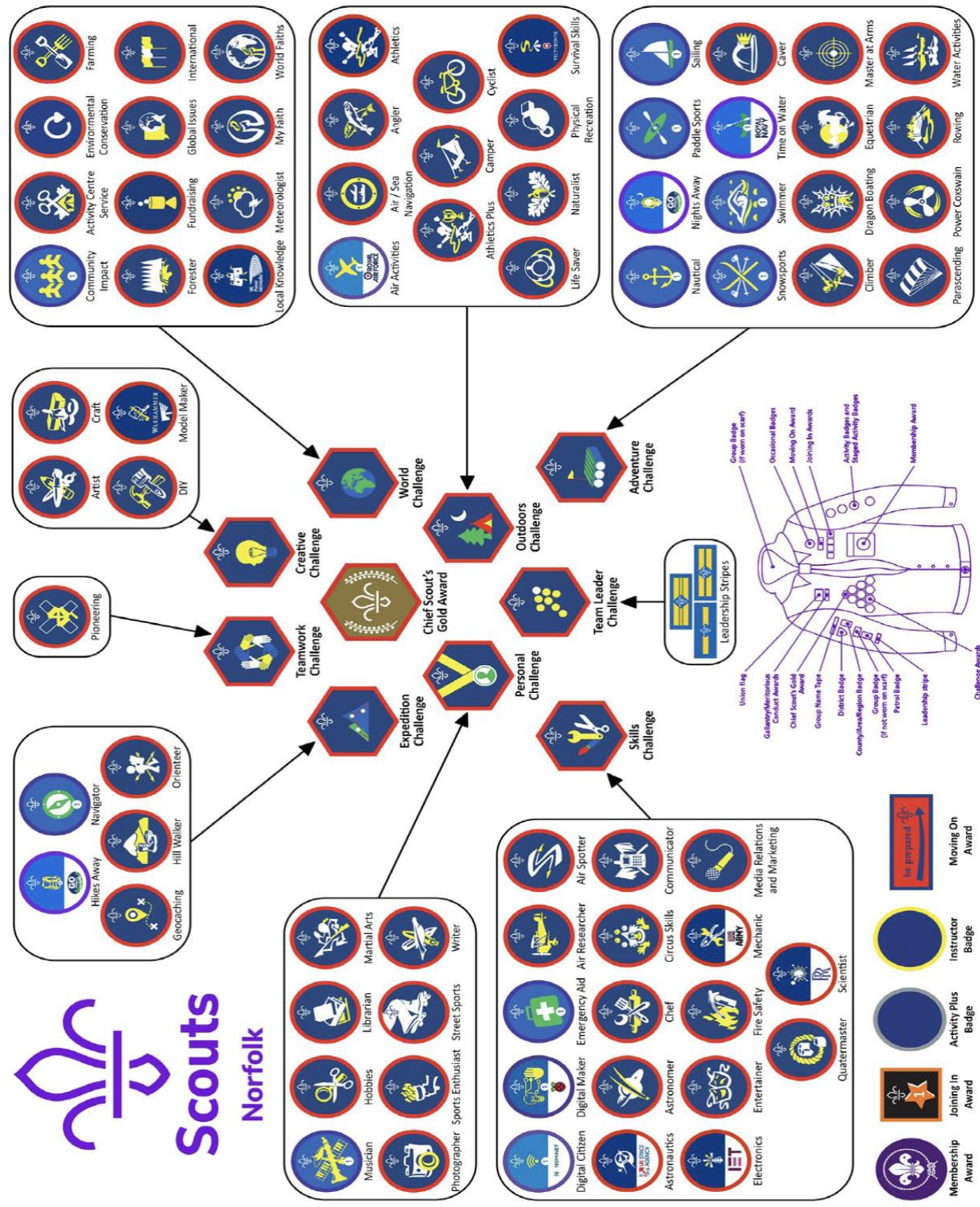


Empowering Scouts will help them to achieve the Gold Award – The Top Award for this section.

SUMMIT

DO MORE, LEARN MORE, BE MORE...

Scouts – Step Two: Activity Badges and Challenge Awards



SUMMIT

DO MORE, LEARN MORE, BE MORE...

Scouts – Step Three: The Chief Scout’s Gold Award

To earn the Gold Award, Scouts need to complete each of the Challenge Awards



World Challenge Award



Skills Challenge Award



Outdoors Challenge Award



Adventure Challenge Award



Teamwork Challenge Award



Personal Challenge Award



Team Leader Challenge Award



Creative Challenge Award



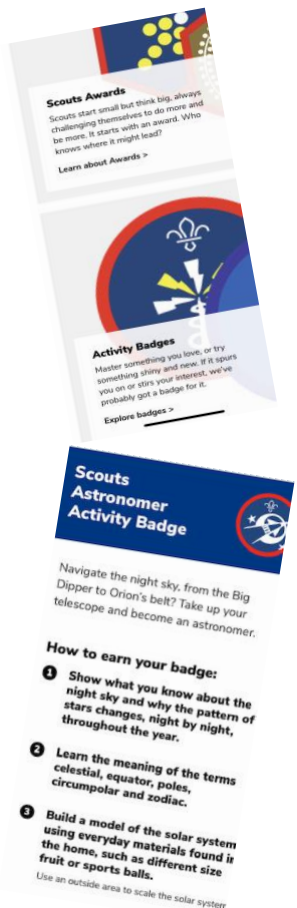
Expedition Challenge Award

Plus, any Six Activity Badges (including Staged Badges)

That’s the way to do it!

Programme resources are available on the Scout website to help leaders and young leaders support more Scouts to achieve the top award for their section.

Take time to browse the site to help you plan to meet the requirements for Challenge Awards and Activity Badges and by completing the nine Challenge Awards, plus any six Activity Badges, the Chief Scout’s Gold Award is earned.



1. Go to the Home Page of Scout Association website: www.scouts.org.uk

2. Click on the Scout section logo.

3. Select either Awards or Activity Badges to open the next pages of the site and find out more.

4. Then click on the image of the award or badge that you want to check the requirements for. Choose from one of the nine Challenge Awards or 69 Activity and Staged Activity Badges for Scouts.

5. When you have selected your award or badge, the requirements will be listed, and you can print the page to use as a guide at your meetings.

6. Now you have updated yourself on the options for gaining the badge or award you explore the activities that are listed to help you plan a programme around the badge of your choice.

7. At the bottom of the page there is a list of activities that that link to the Badge or Award requirements. You can print these if you like as they provide all the information needed to run the activity at your Troop meeting.

Here is 1 activity to help achieve this badge

Fruit salad solar system

Use the contents of your fruit bowl to demonstrate the staggering size of the planets in our solar system.

MEETS Requirement 3

40 mins

Indoors

Remember: Planning a programme that enables all Scouts to achieve the Top Award is like fitting together a jigsaw puzzle, piece by piece.

